

MASTER DISPOSERS[®] complete line of commercial disposers

FOUR ROTOR/TURNTABLE SIZES
FROM 6" TO 15"
MOTOR SIZES FROM 3/4 HP TO 10 HP



MASTER

**food waste disposers
can replace any
existing disposer**

*The Balanced Facts about
Food Waste Disposers...*

Your disposer should be designed to match the specific needs of your operation. Waste volume, type of waste and peak load periods are important factors in rotor/turntable and motor size selection. You wouldn't choose to understaff your kitchen or serving area and now you don't have to worry about a disproportionate waste system. Masters' "balanced power" solves waste disposal problems before they begin, at installation time and deliver trouble-free waste removal day-after-day, year-after-year.

 **MASTER DISPOSERS inc.**


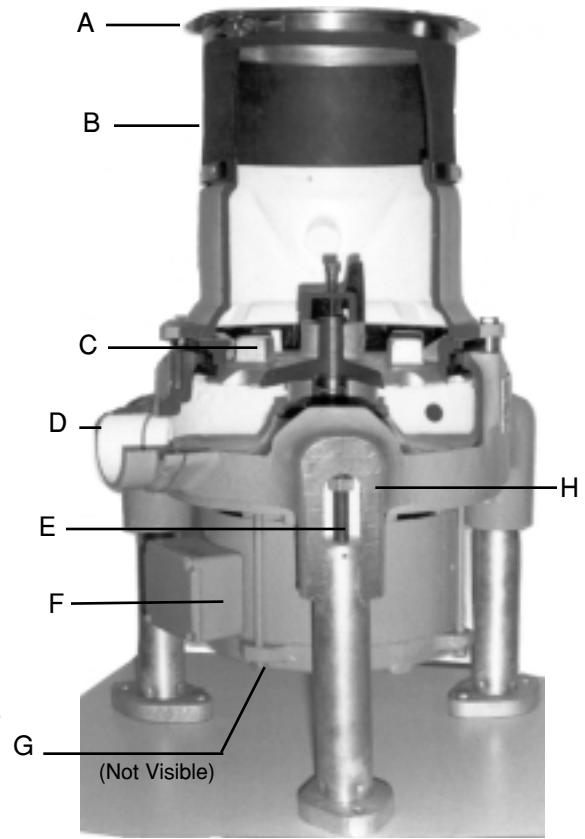
MASTER . . . the efficient workhorse
designed to be dependable.

MASTER . . . the efficient workhorse designed to be dependable.

Series B, 10 5/8" ROTOR/TURNTABLE &
Series C, 8 5/8" ROTOR/TURNTABLE

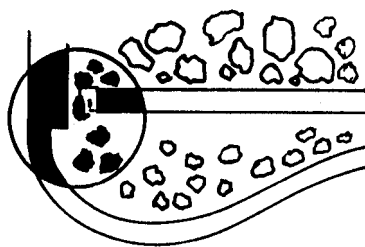
Features:

- A. Exclusive 8 1/4" throat opening to allow for faster feeding
- B. Flexible neoprene collar to eliminate vibration and also allow for easy installation and removal
- C. Exclusive adjustable 45° Rotor/Turntable to compensate for wearing parts
- D. Removable discharge flange to increase ease of removal
- E. Adjustable legs to level disposer and meet drain stub
- F. Bolt on "continuous duty" motor to increase ease of repair and replacement
- G. Exclusive shaft extension with 3/4" wrench flats to externally de-jam foreign matter without special tools
- H. Heavy cast alloy construction to provide extra long life disposer housings



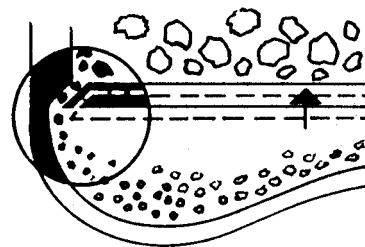
Master Disposers' exclusive, beveled edge, adjustable rotor/turtable makes it possible to control the right size waste to pass through the drain.

OTHER BRANDS NON-ADJUSTABLE ROTOR/TURNTABLE



All other brands' rotor/turtables and sizing rings have vertical edges which must be replaced when worn, or large particles of waste that pass through can clog the drain.

MASTERS' ADJUSTABLE ROTOR/TURNTABLE



Masters' rotor/turtable can be adjusted in minutes to compensate for wear, maintaining a constant sizing opening for waste to pass through without replacing the rotor/turtable, sizing ring or other parts.

All rotor/turtables wear at the point where pulverized waste passes through the space between the rotor/turtable and outer sizing ring. When the "sizing" opening becomes enlarged, large particles of waste can pass through and clog the drain line to the sewer.

Other food waste disposers have a vertical opening between the sizing ring and the rotor/turtable. When these parts become worn from abrasive slurry, both parts have to be replaced.

Master Disposers' sizing ring and outer edge of the rotor/turtable are shaped to a 45° angle to mate. Because of this 45° angle design, Master's rotor/turtables can be adjusted vertically to compensate for wear on *both* parts. This adjustment can be made a number of times without the need to replace the rotor/turtable and sizing ring. The adjustment can be made "in house" by simply removing a "key" and screwing the rotor/turtable upward, at .013 inch increments. This feature alone adds considerable life to your disposer and saves hundreds of dollars in new replacement parts and labor. Available on all B & C Series Models.